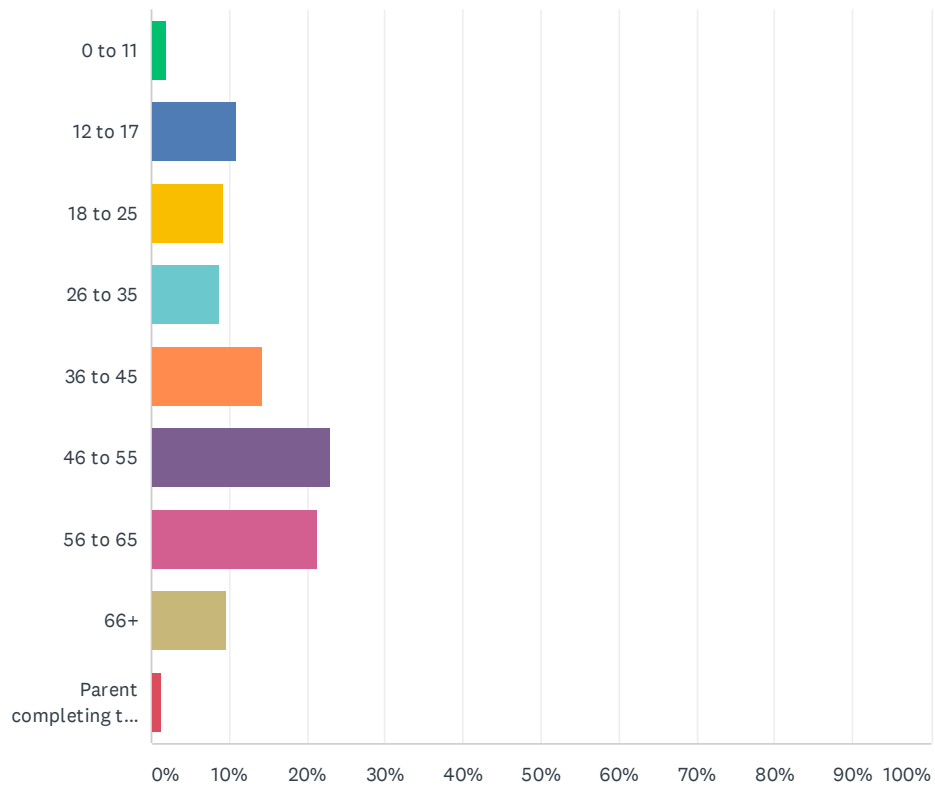


## Q1 What is your age?

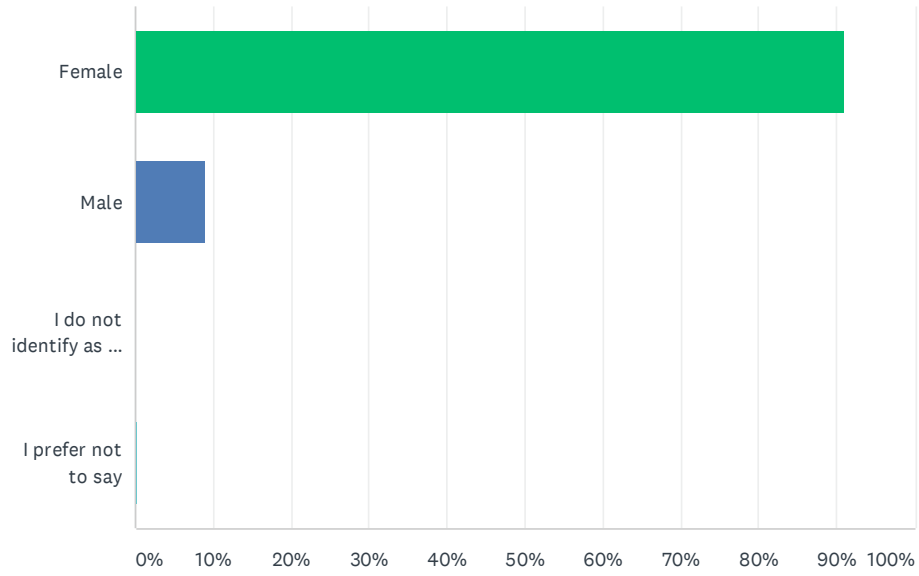
Answered: 763 Skipped: 0



ANSWER CHOICES	RESPONSES	
0 to 11	1.97%	15
12 to 17	10.88%	83
18 to 25	9.17%	70
26 to 35	8.78%	67
36 to 45	14.15%	108
46 to 55	22.94%	175
56 to 65	21.36%	163
66+	9.57%	73
Parent completing this survey for a junior	1.18%	9
<b>TOTAL</b>		<b>763</b>

## Q2 What is your gender?

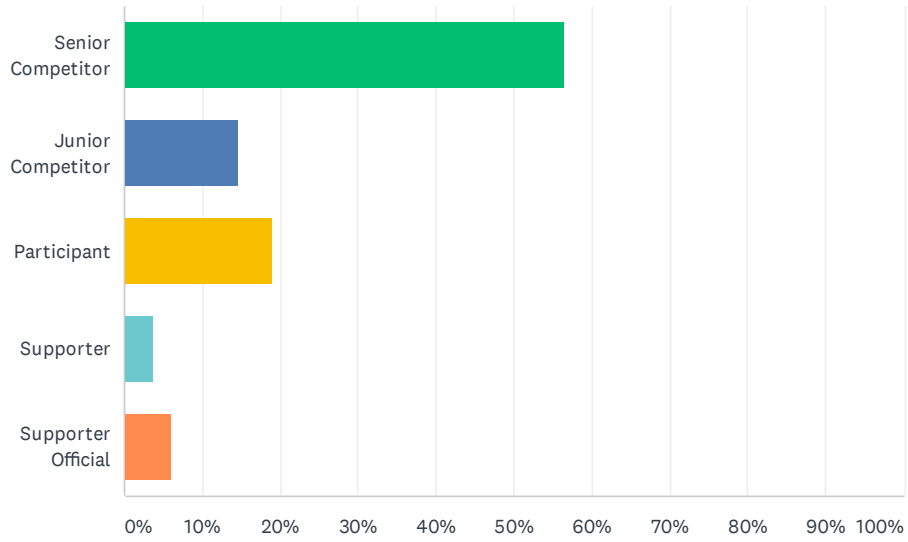
Answered: 761 Skipped: 2



ANSWER CHOICES	RESPONSES	
Female	90.93%	692
Male	8.94%	68
I do not identify as a gender	0.00%	0
I prefer not to say	0.13%	1
<b>TOTAL</b>		<b>761</b>

### Q3 What ENSW Membership category are you?

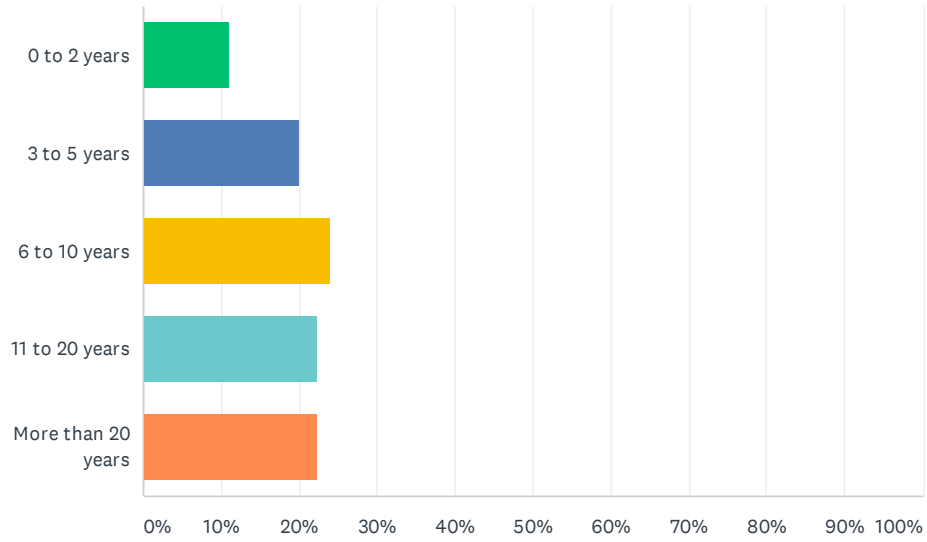
Answered: 763 Skipped: 0



ANSWER CHOICES	RESPONSES	
Senior Competitor	56.49%	431
Junior Competitor	14.68%	112
Participant	19.00%	145
Supporter	3.67%	28
Supporter Official	6.16%	47
<b>TOTAL</b>		<b>763</b>

## Q4 About how long have you been an ENSW member?

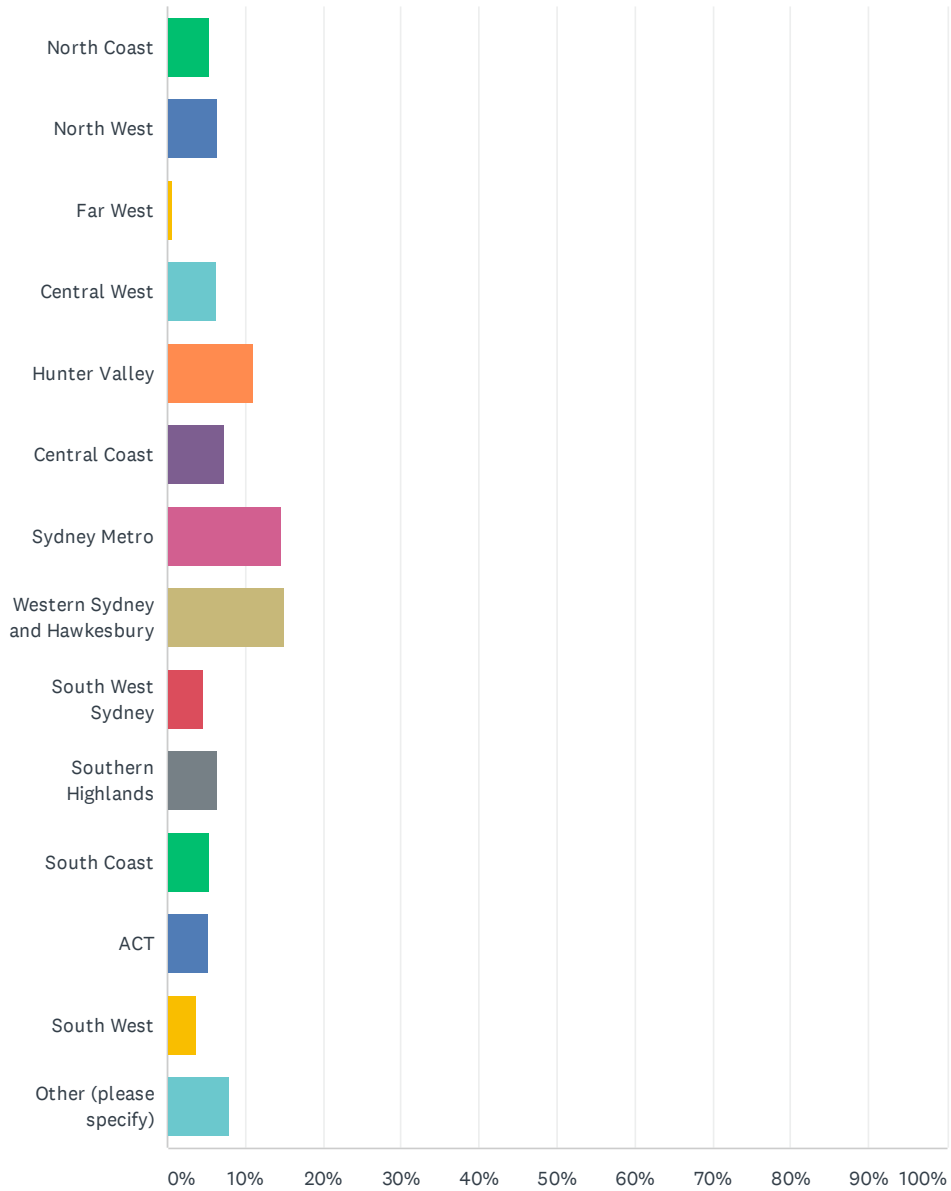
Answered: 762 Skipped: 1



ANSWER CHOICES	RESPONSES	
0 to 2 years	11.02%	84
3 to 5 years	20.08%	153
6 to 10 years	24.15%	184
11 to 20 years	22.31%	170
More than 20 years	22.44%	171
<b>TOTAL</b>		<b>762</b>

### Q5 Which region do you live in?

Answered: 760 Skipped: 3

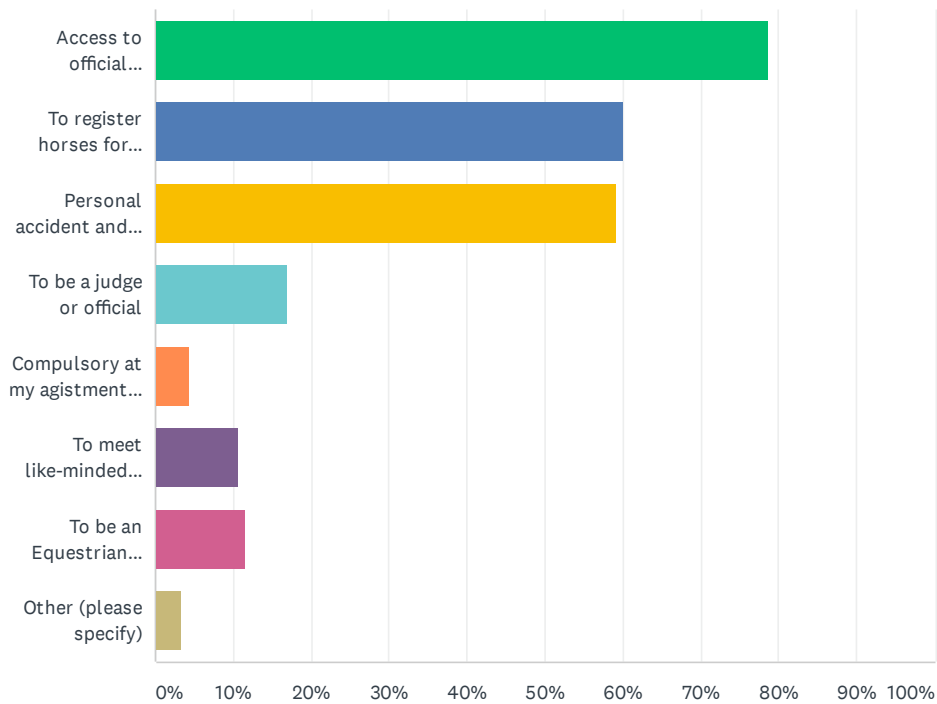


## Equestrian NSW 2020 Member Survey

ANSWER CHOICES	RESPONSES	
North Coast	5.53%	42
North West	6.45%	49
Far West	0.53%	4
Central West	6.18%	47
Hunter Valley	11.18%	85
Central Coast	7.24%	55
Sydney Metro	14.61%	111
Western Sydney and Hawkesbury	15.13%	115
South West Sydney	4.61%	35
Southern Highlands	6.45%	49
South Coast	5.39%	41
ACT	5.13%	39
South West	3.68%	28
Other (please specify)	7.89%	60
<b>TOTAL</b>		<b>760</b>

## Q6 What are the main reasons you are a member of ENSW?

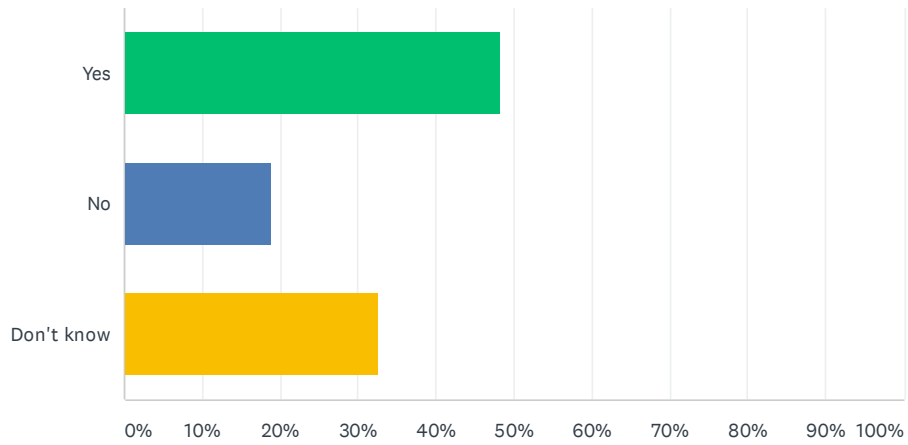
Answered: 762 Skipped: 1



ANSWER CHOICES	RESPONSES	
Access to official competitions	78.61%	599
To register horses for official competitions	60.10%	458
Personal accident and public liability insurance	59.19%	451
To be a judge or official	16.93%	129
Compulsory at my agistment centre	4.46%	34
To meet like-minded people	10.63%	81
To be an Equestrian Australia accredited Coach	11.42%	87
Other (please specify)	3.28%	25
Total Respondents: 762		

## Q7 Do you think that ENSW membership fees are good value compared with other sporting organisations?

Answered: 761 Skipped: 2

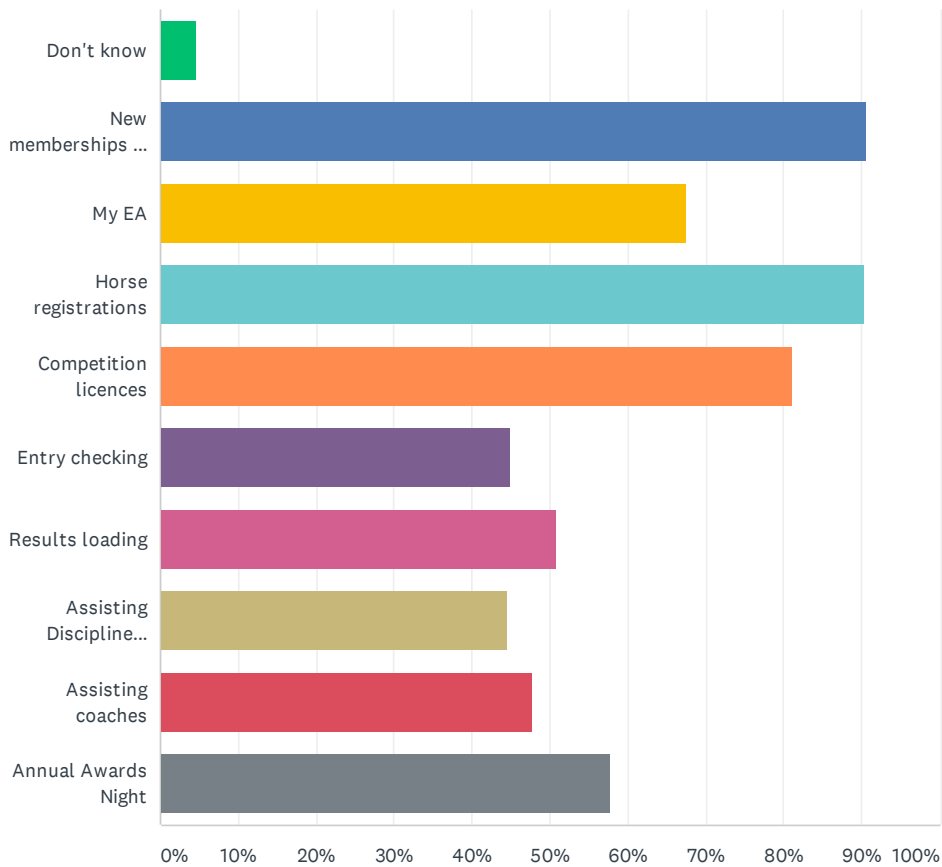


ANSWER CHOICES	RESPONSES	
Yes	48.36%	368
No	18.92%	144
Don't know	32.72%	249
<b>TOTAL</b>		<b>761</b>



## Q8 Do you know what services ENSW provides?

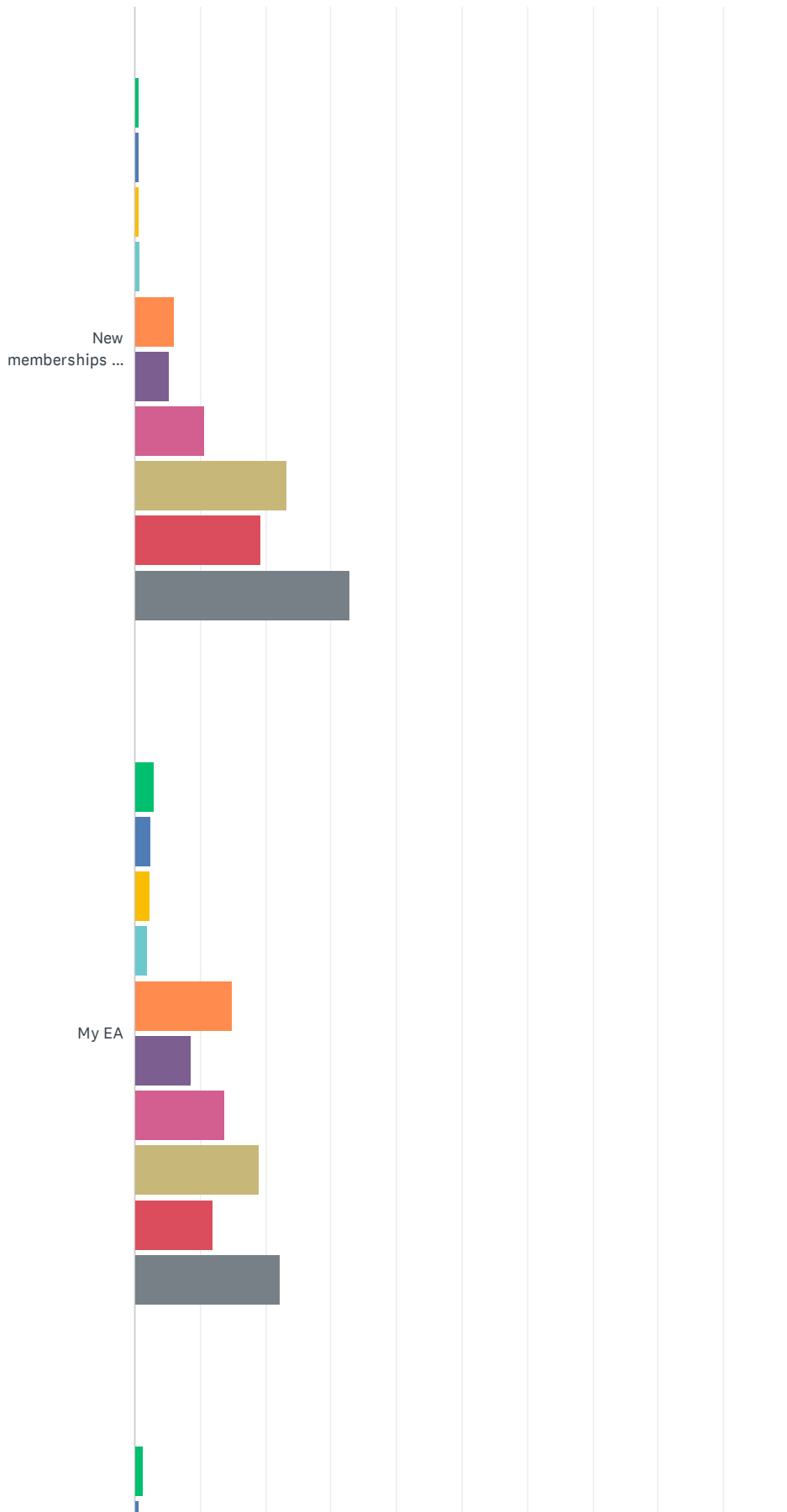
Answered: 761 Skipped: 2



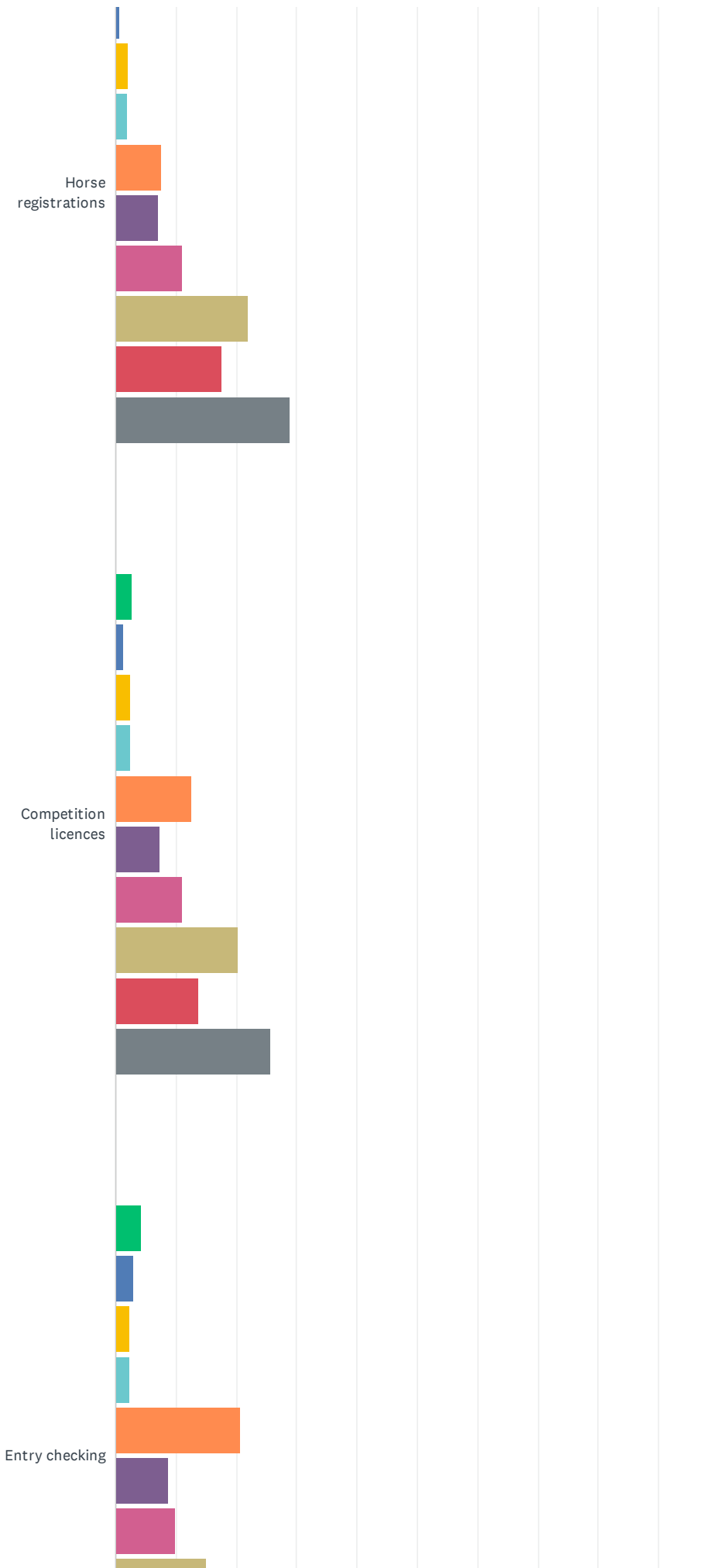
ANSWER CHOICES	RESPONSES	
Don't know	4.60%	35
New memberships and renewals	90.67%	690
My EA	67.54%	514
Horse registrations	90.41%	688
Competition licences	81.21%	618
Entry checking	44.94%	342
Results loading	50.85%	387
Assisting Discipline Councils and Committees	44.55%	339
Assisting coaches	47.70%	363
Annual Awards Night	57.69%	439
Total Respondents: 761		

### Q9 Of the services in Question 8, how do you rate your experiences (1 - 10 with 10 being Excellent)

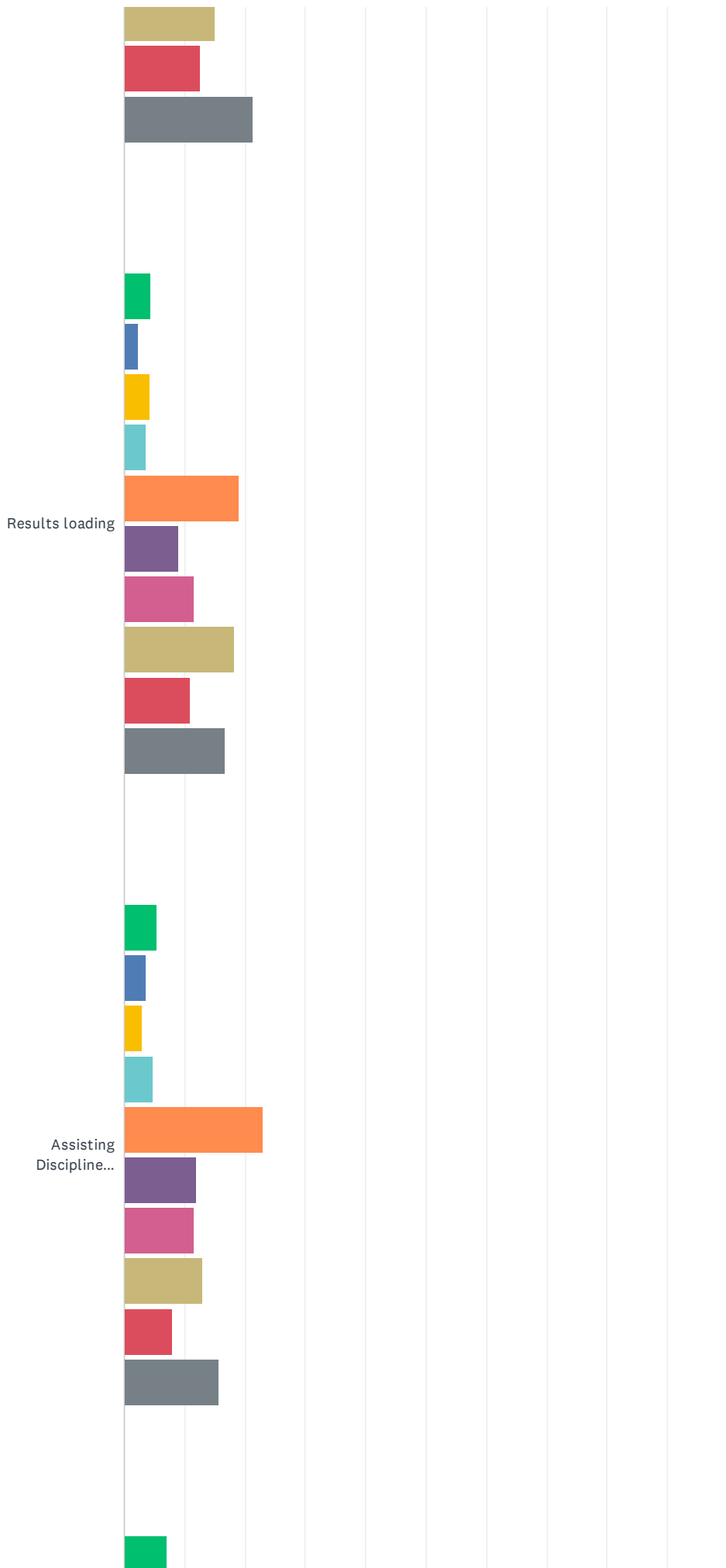
Answered: 756 Skipped: 7



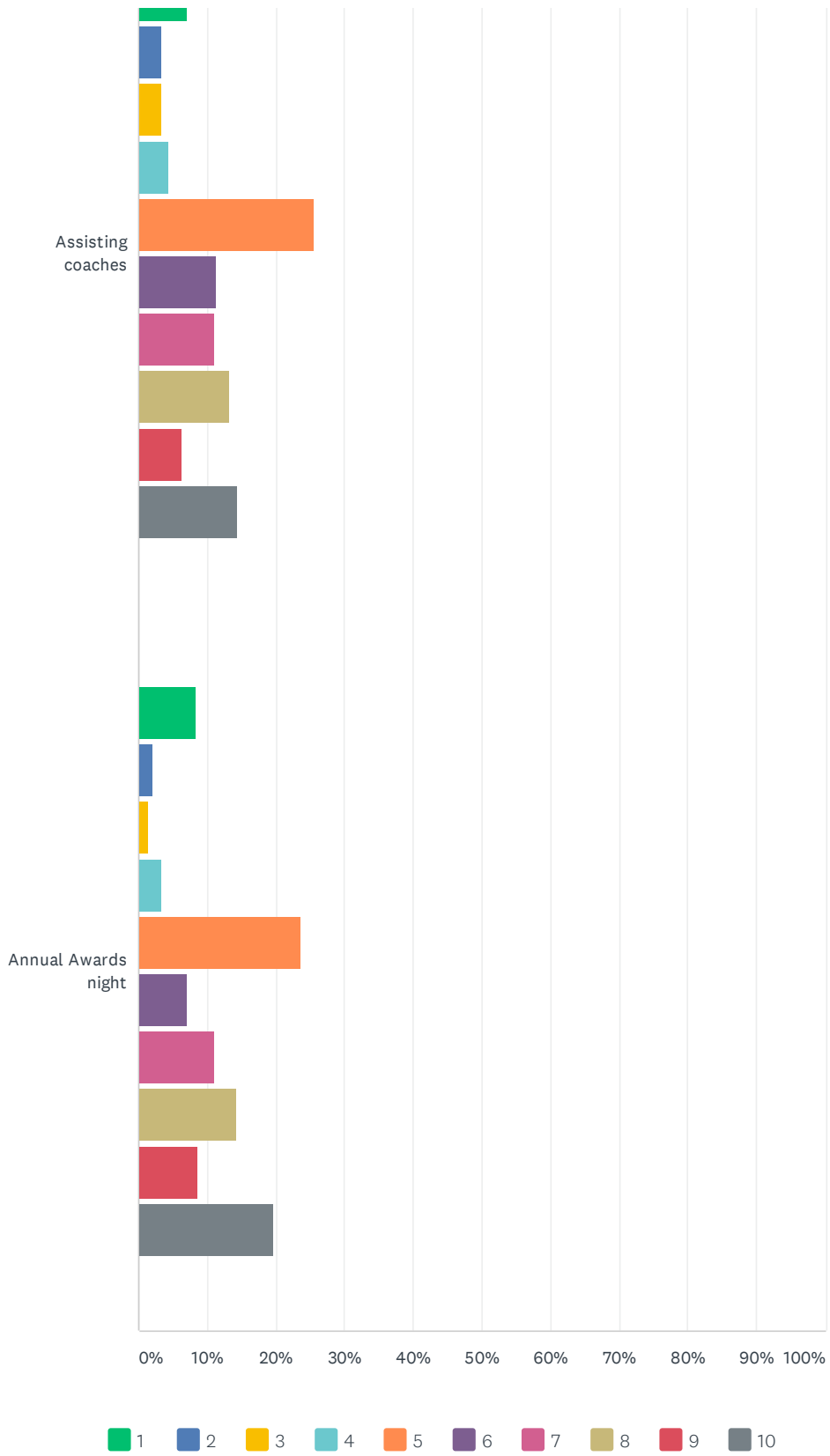
# Equestrian NSW 2020 Member Survey



# Equestrian NSW 2020 Member Survey



# Equestrian NSW 2020 Member Survey



## Equestrian NSW 2020 Member Survey

	1	2	3	4	5	6	7	8	9	10	TOTAL	WEIG AVER.
New memberships and renewals	0.53% 4	0.66% 5	0.66% 5	0.93% 7	6.12% 46	5.19% 39	10.64% 80	23.27% 175	19.15% 144	32.85% 247	752	
My EA	2.84% 18	2.53% 16	2.21% 14	1.90% 12	14.85% 94	8.53% 54	13.90% 88	19.12% 121	11.85% 75	22.27% 141	633	
Horse registrations	1.32% 9	0.59% 4	2.05% 14	1.91% 13	7.48% 51	7.04% 48	11.14% 76	21.99% 150	17.60% 120	28.89% 197	682	
Competition licences	2.68% 17	1.26% 8	2.52% 16	2.52% 16	12.60% 80	7.40% 47	11.18% 71	20.31% 129	13.86% 88	25.67% 163	635	
Entry checking	4.28% 23	2.98% 16	2.23% 12	2.23% 12	20.67% 111	8.75% 47	9.87% 53	15.08% 81	12.48% 67	21.42% 115	537	
Results loading	4.42% 25	2.30% 13	4.25% 24	3.54% 20	19.12% 108	9.03% 51	11.50% 65	18.23% 103	10.80% 61	16.81% 95	565	
Assisting Discipline Councils and Committees	5.49% 27	3.66% 18	2.85% 14	4.88% 24	22.97% 113	11.99% 59	11.59% 57	13.01% 64	7.93% 39	15.65% 77	492	
Assisting coaches	7.04% 34	3.31% 16	3.31% 16	4.35% 21	25.47% 123	11.39% 55	11.18% 54	13.25% 64	6.21% 30	14.49% 70	483	
Annual Awards night	8.43% 43	2.16% 11	1.57% 8	3.33% 17	23.73% 121	7.06% 36	11.18% 57	14.31% 73	8.63% 44	19.61% 100	510	

## Q10 How can we improve our current services?

Answered: 531 Skipped: 232

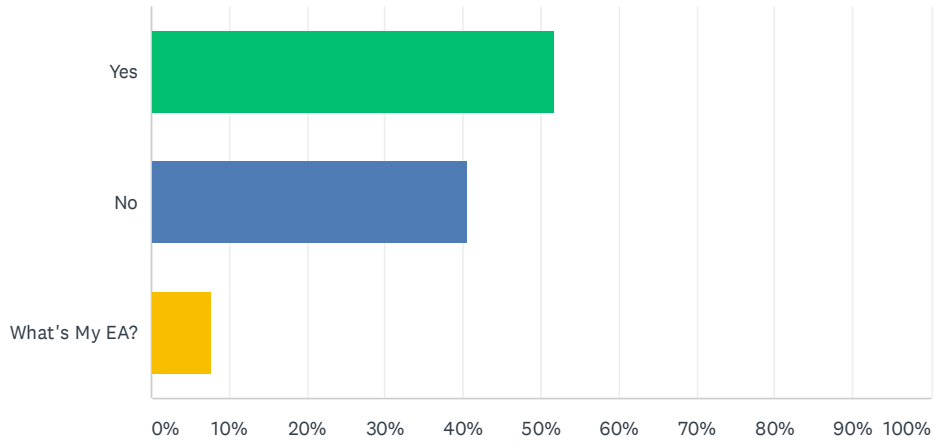
**Q11 Are there other services/benefits that ENSW does not currently have that you would like introduced?**

Answered: 433 Skipped: 330



### Q12 Do you know your My EA login?

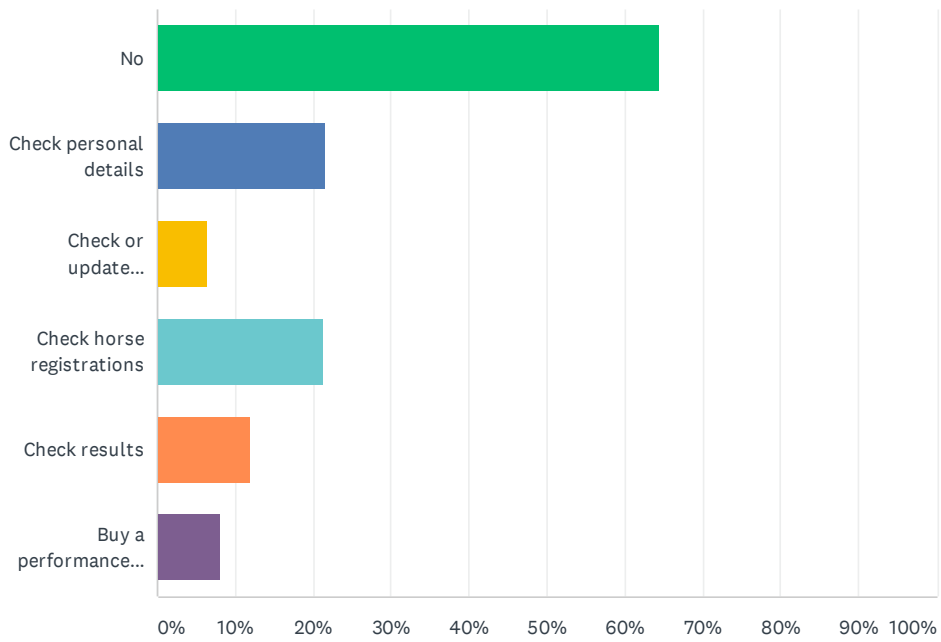
Answered: 753 Skipped: 10



ANSWER CHOICES	RESPONSES	
Yes	51.66%	389
No	40.50%	305
What's My EA?	7.84%	59
<b>TOTAL</b>		<b>753</b>

### Q13 Have you used MY EA recently for any of the following?

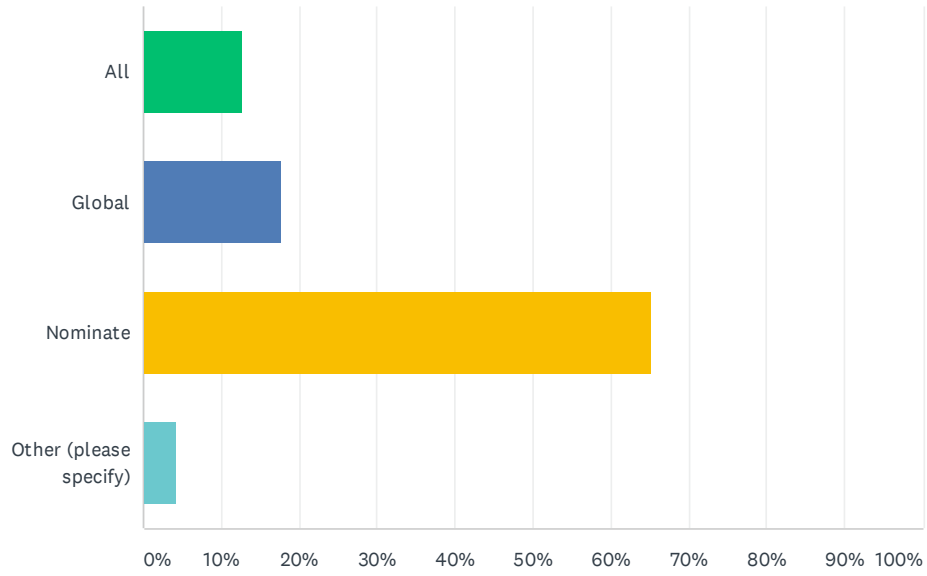
Answered: 749 Skipped: 14



ANSWER CHOICES	RESPONSES	
No	64.49%	483
Check personal details	21.50%	161
Check or update interests	6.54%	49
Check horse registrations	21.36%	160
Check results	11.88%	89
Buy a performance licence	8.14%	61
Total Respondents: 749		

### Q14 Which event entry portal do you prefer?

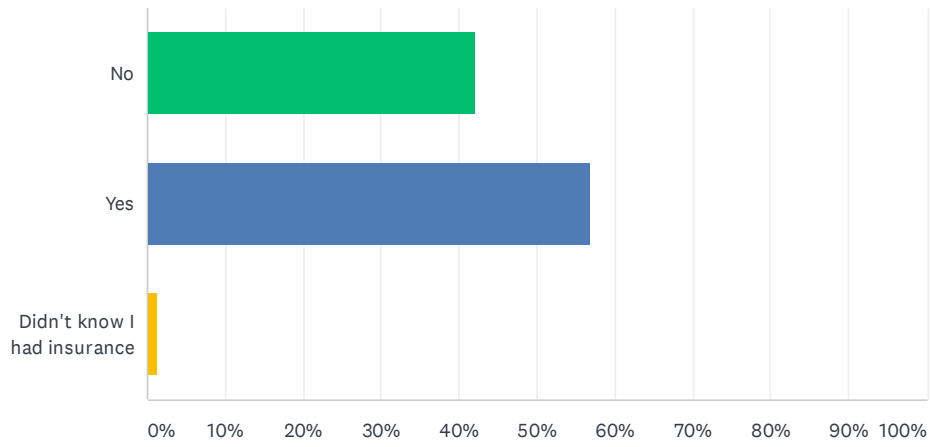
Answered: 747 Skipped: 16



ANSWER CHOICES	RESPONSES	
All	12.72%	95
Global	17.80%	133
Nominate	65.33%	488
Other (please specify)	4.15%	31
<b>TOTAL</b>		<b>747</b>

### Q15 Do you know the basics of your ENSW member insurance coverage?

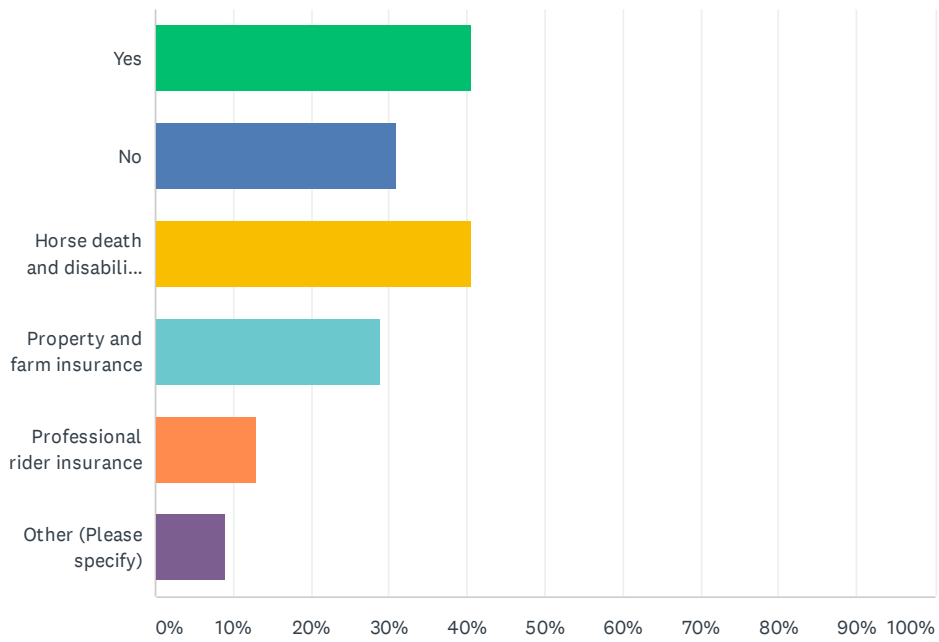
Answered: 758 Skipped: 5



ANSWER CHOICES	RESPONSES	
No	41.95%	318
Yes	56.86%	431
Didn't know I had insurance	1.19%	9
<b>TOTAL</b>		<b>758</b>

## Q16 Would you be interested in additional insurance coverage?

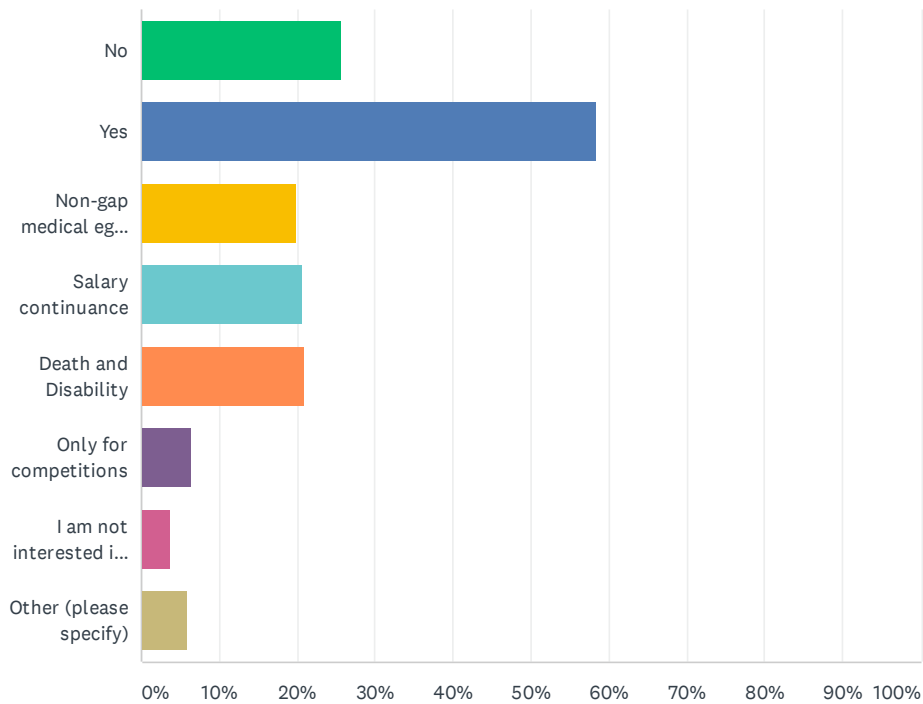
Answered: 753 Skipped: 10



ANSWER CHOICES	RESPONSES	
Yes	40.50%	305
No	30.94%	233
Horse death and disability insurance	40.64%	306
Property and farm insurance	28.95%	218
Professional rider insurance	12.88%	97
Other (Please specify)	8.90%	67
Total Respondents: 753		

## Q17 Would you be interested in more flexible insurance cover?

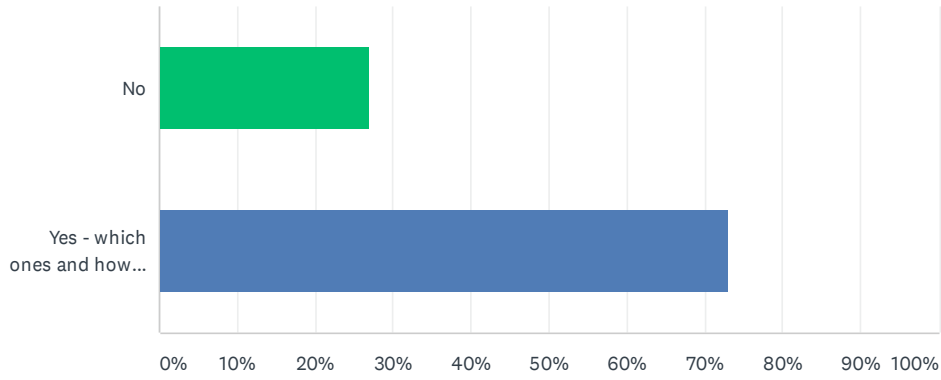
Answered: 750 Skipped: 13



ANSWER CHOICES	RESPONSES	
No	25.73%	193
Yes	58.40%	438
Non-gap medical eg physiotherapy	19.87%	149
Salary continuance	20.80%	156
Death and Disability	20.93%	157
Only for competitions	6.53%	49
I am not interested in having insurance as part of my membership	3.87%	29
Other (please specify)	5.87%	44
Total Respondents: 750		

### Q18 Are you a member of a club?

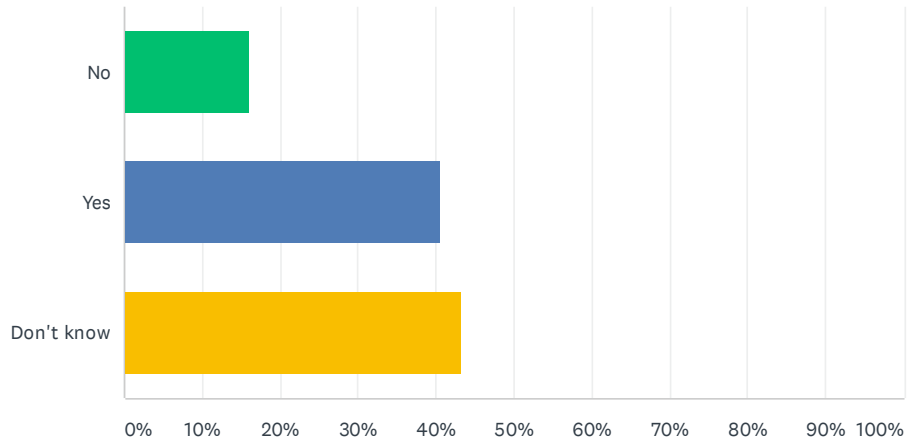
Answered: 761 Skipped: 2



ANSWER CHOICES	RESPONSES	
No	27.07%	206
Yes - which ones and how long have you been a member?	72.93%	555
<b>TOTAL</b>		<b>761</b>

**Q19 Should ENSW introduce a new member category, Supporter - Responsible Adult, who represents the interests of and ensures the compliance with the rules by their Junior member and entourage?**

Answered: 759 Skipped: 4

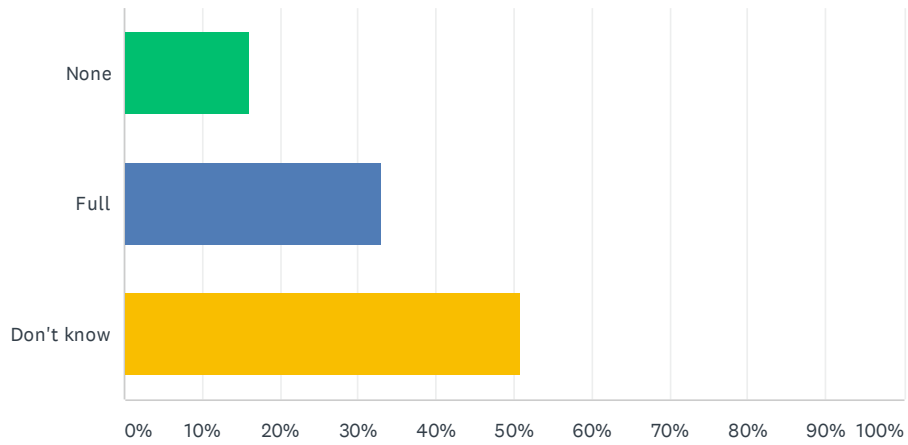


ANSWER CHOICES	RESPONSES	
No	16.07%	122
Yes	40.58%	308
Don't know	43.35%	329
TOTAL		759



## Q20 If approved, what voting rights should the Supporter - Responsible Adult have?

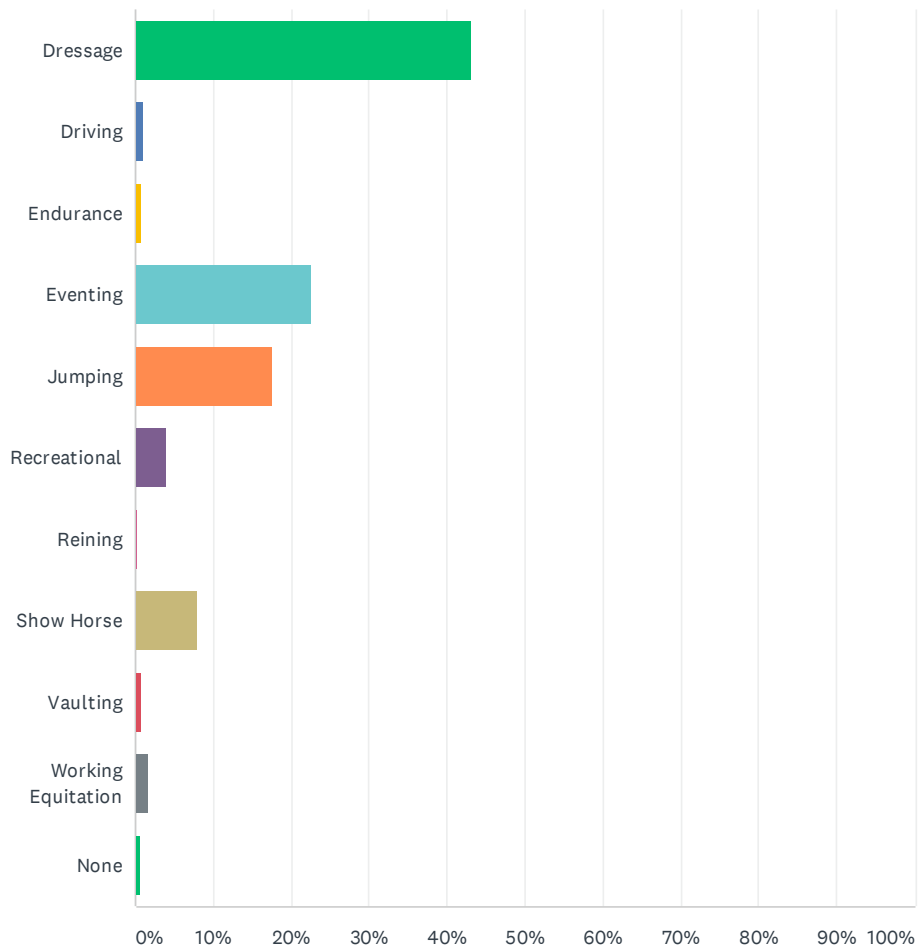
Answered: 758 Skipped: 5



ANSWER CHOICES	RESPONSES	
None	16.09%	122
Full	32.98%	250
Don't know	50.92%	386
<b>TOTAL</b>		<b>758</b>

## Q21 What is the equestrian discipline that you are most involved in?

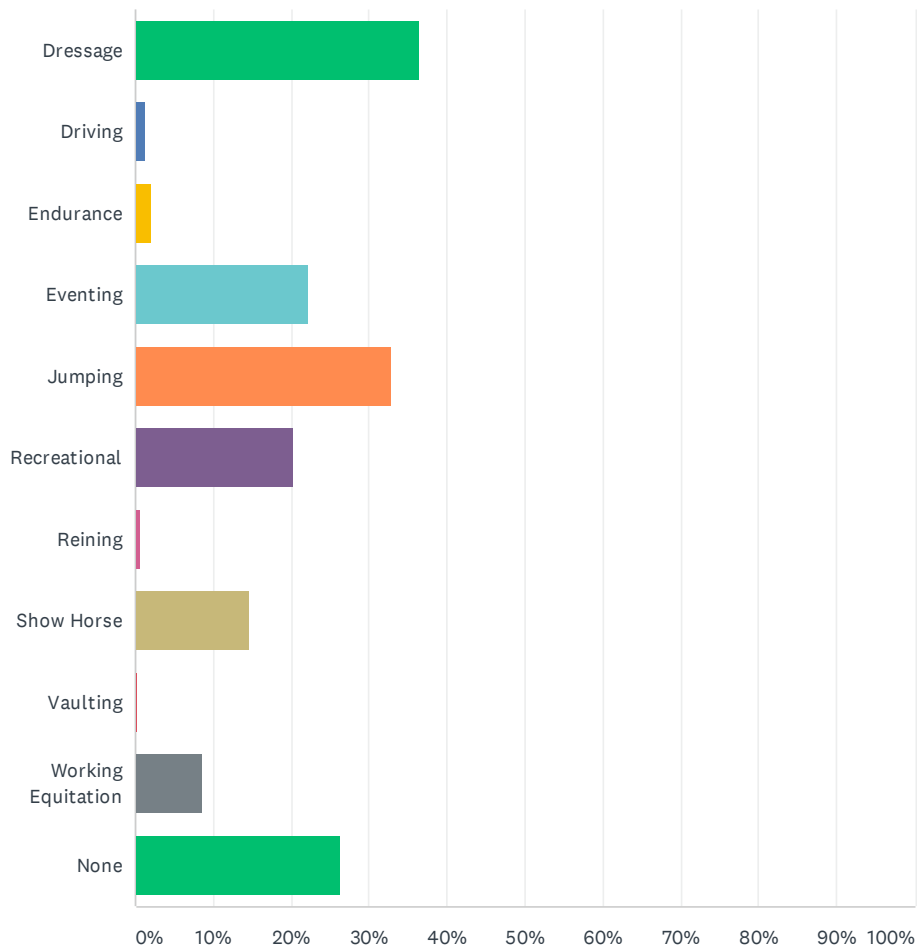
Answered: 762 Skipped: 1



ANSWER CHOICES	RESPONSES	
Dressage	43.04%	328
Driving	1.05%	8
Endurance	0.79%	6
Eventing	22.57%	172
Jumping	17.59%	134
Recreational	3.94%	30
Reining	0.13%	1
Show Horse	7.87%	60
Vaulting	0.92%	7
Working Equitation	1.57%	12
None	0.52%	4
<b>TOTAL</b>		<b>762</b>

## Q22 Are you involved in other disciplines? If so, which ones?

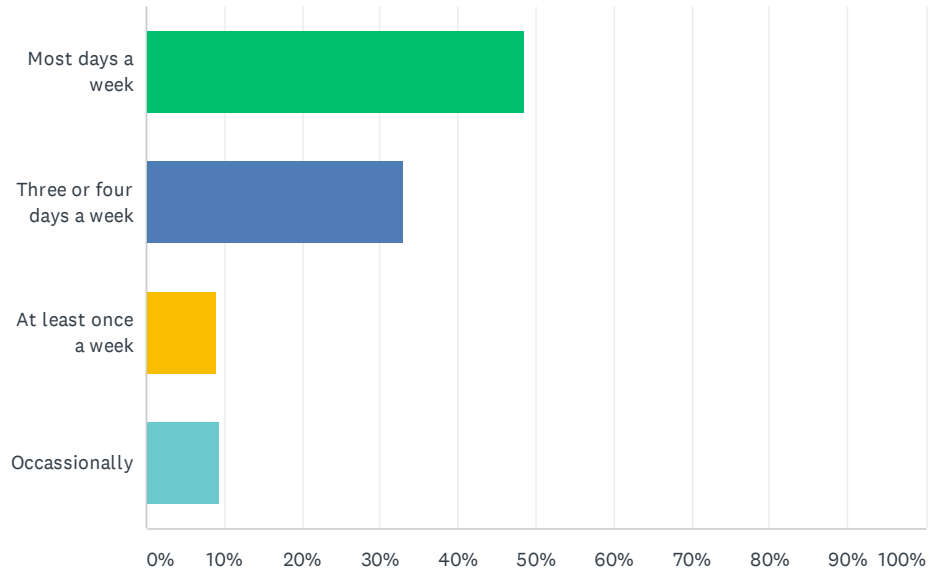
Answered: 738 Skipped: 25



ANSWER CHOICES	RESPONSES	
Dressage	36.31%	268
Driving	1.36%	10
Endurance	2.03%	15
Eventing	22.22%	164
Jumping	32.93%	243
Recreational	20.33%	150
Reining	0.54%	4
Show Horse	14.63%	108
Vaulting	0.14%	1
Working Equitation	8.67%	64
None	26.29%	194
Total Respondents: 738		

### Q23 How often do you ride or train?

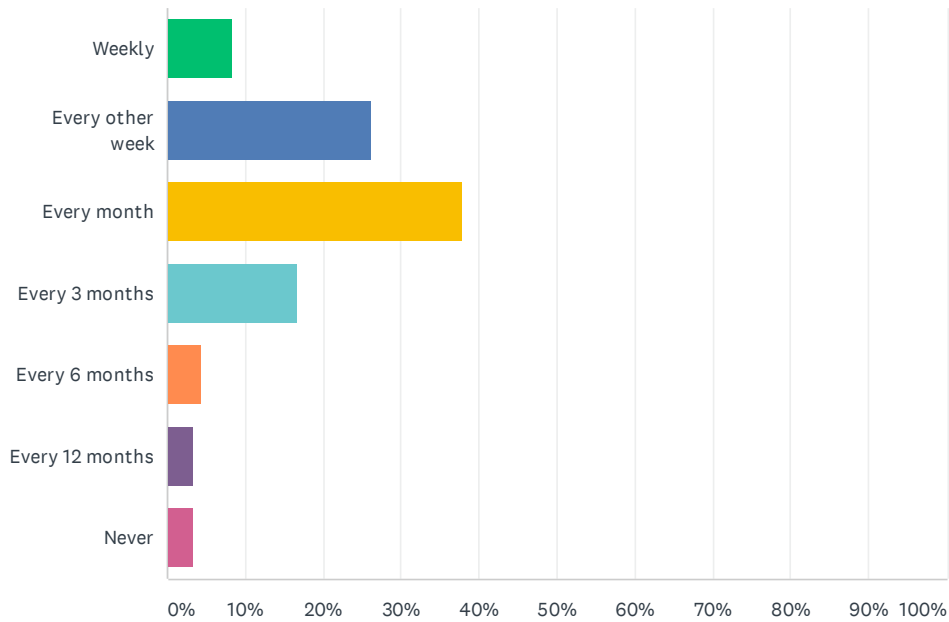
Answered: 747 Skipped: 16



ANSWER CHOICES	RESPONSES	
Most days a week	48.59%	363
Three or four days a week	33.07%	247
At least once a week	8.97%	67
Occasionally	9.37%	70
TOTAL		747

## Q24 How often do you attend competitions as a participant/competitor/official/volunteer?

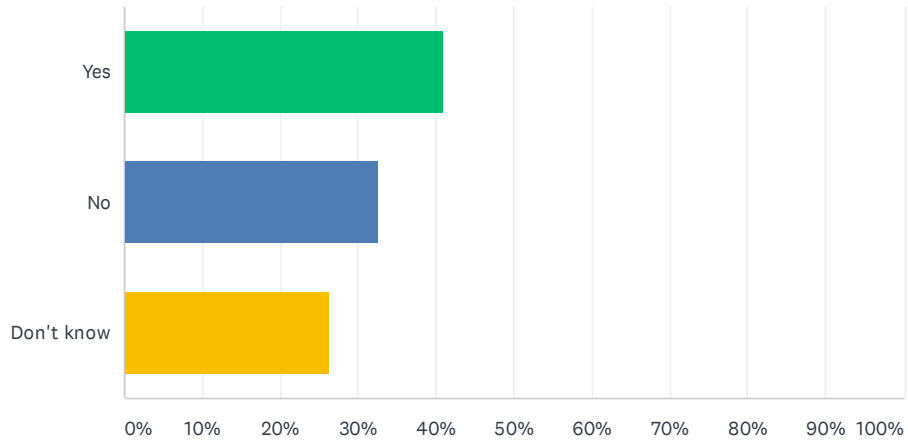
Answered: 760 Skipped: 3



ANSWER CHOICES	RESPONSES	
Weekly	8.42%	64
Every other week	26.05%	198
Every month	37.76%	287
Every 3 months	16.71%	127
Every 6 months	4.34%	33
Every 12 months	3.42%	26
Never	3.29%	25
<b>TOTAL</b>		<b>760</b>

## Q25 Do you think that bullying is a serious issue in equestrian?

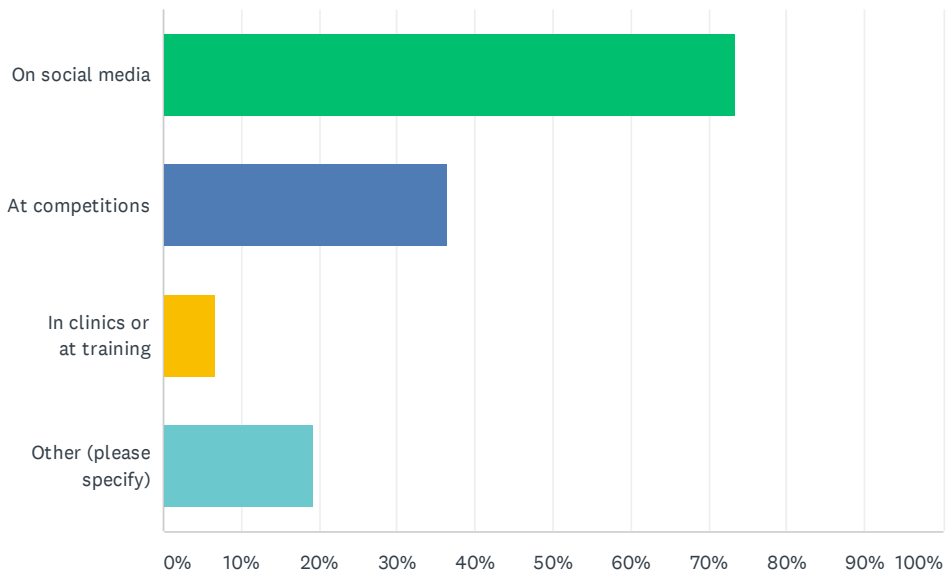
Answered: 761 Skipped: 2



ANSWER CHOICES	RESPONSES	
Yes	41.00%	312
No	32.59%	248
Don't know	26.41%	201
<b>TOTAL</b>		<b>761</b>

## Q26 Where do you think that most bullying occurs?

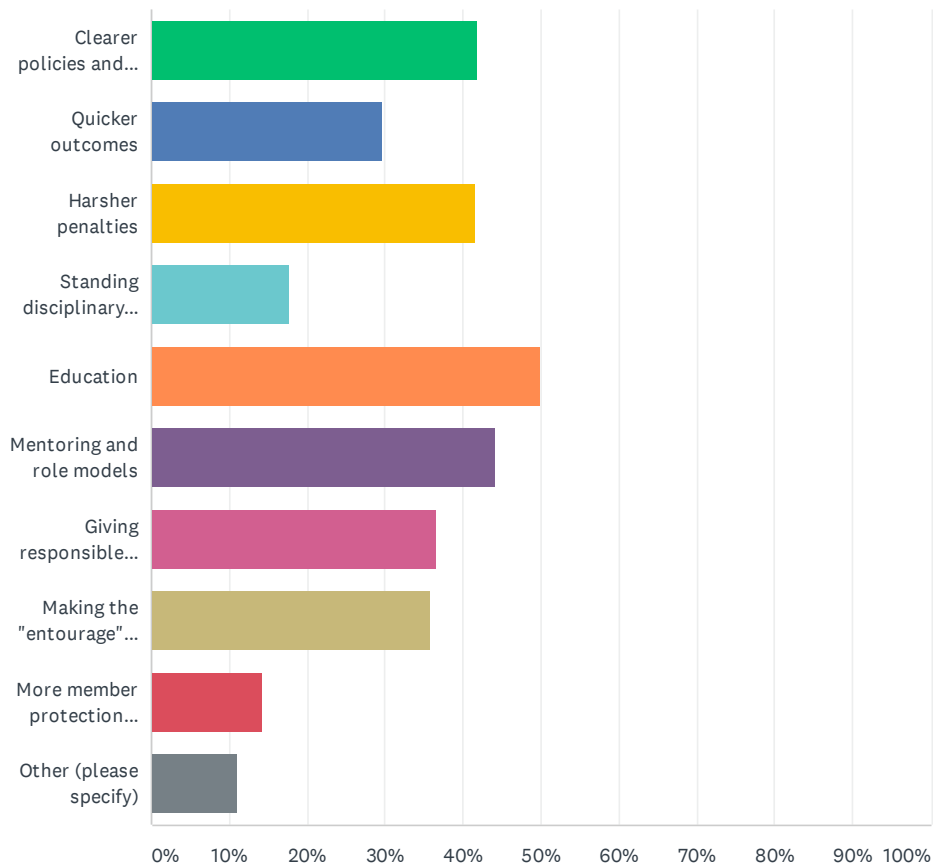
Answered: 698 Skipped: 65



ANSWER CHOICES	RESPONSES	
On social media	73.35%	512
At competitions	36.39%	254
In clinics or at training	6.73%	47
Other (please specify)	19.34%	135
Total Respondents: 698		

## Q27 To combat bullying in equestrian, what will be the biggest help?

Answered: 728 Skipped: 35

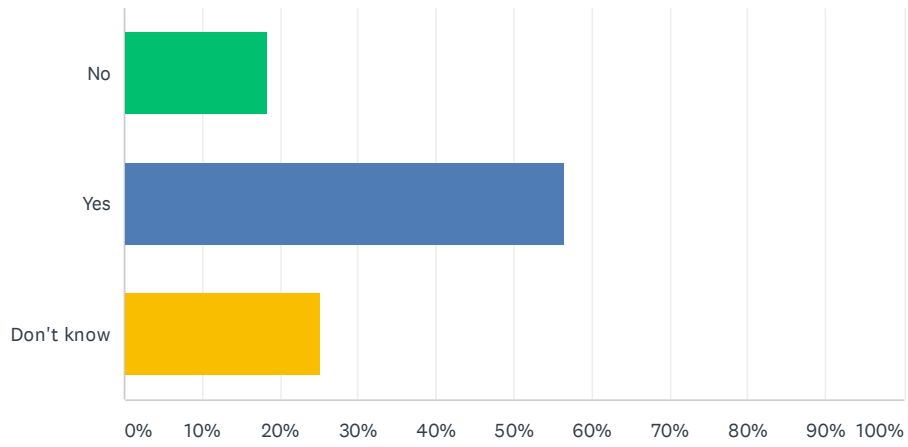


ANSWER CHOICES	RESPONSES	
Clearer policies and expectations	41.76%	304
Quicker outcomes	29.81%	217
Harsher penalties	41.62%	303
Standing disciplinary tribunals	17.86%	130
Education	50.00%	364
Mentoring and role models	44.09%	321
Giving responsible adults the role of ensuring appropriate junior behaviour	36.54%	266
Making the "entourage" comply with the rules or the rider is penalised	35.85%	261
More member protection officers to offer advice	14.15%	103
Other (please specify)	11.13%	81
Total Respondents: 728		



## Q28 Can and should ENSW have a role in policing social media bullying between members?

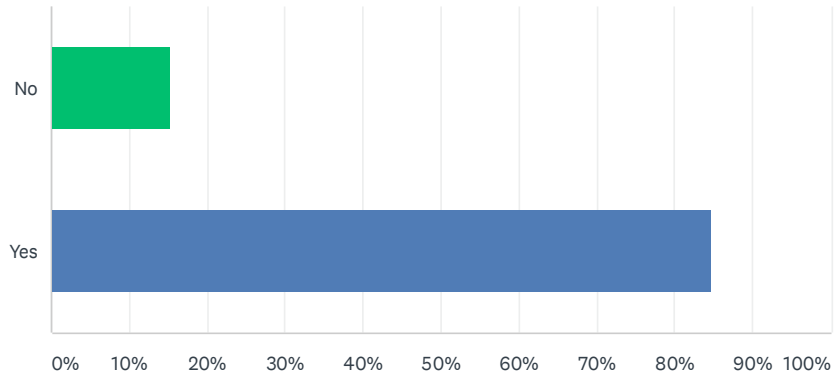
Answered: 752 Skipped: 11



ANSWER CHOICES	RESPONSES	
No	18.35%	138
Yes	56.52%	425
Don't know	25.13%	189
<b>TOTAL</b>		<b>752</b>

## Q29 Do you get lessons?

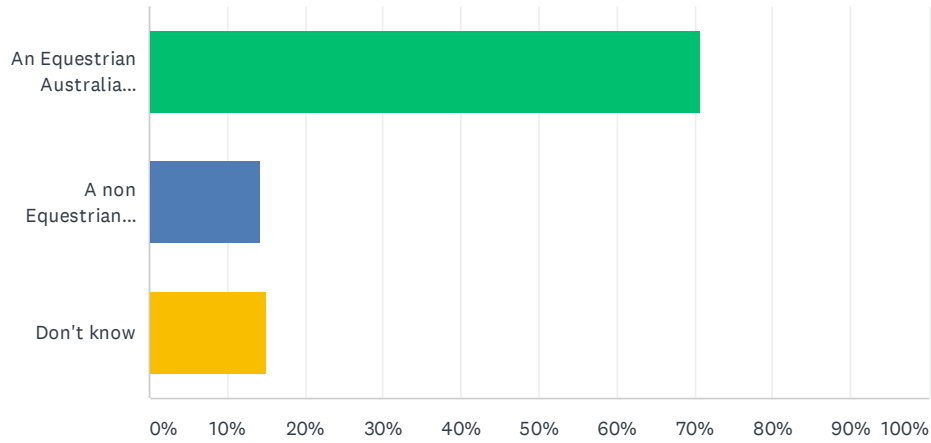
Answered: 757 Skipped: 6



ANSWER CHOICES	RESPONSES	
No	15.19%	115
Yes	84.81%	642
TOTAL		757

Q30 If you answered Yes to question 29, please indicate if your coach is

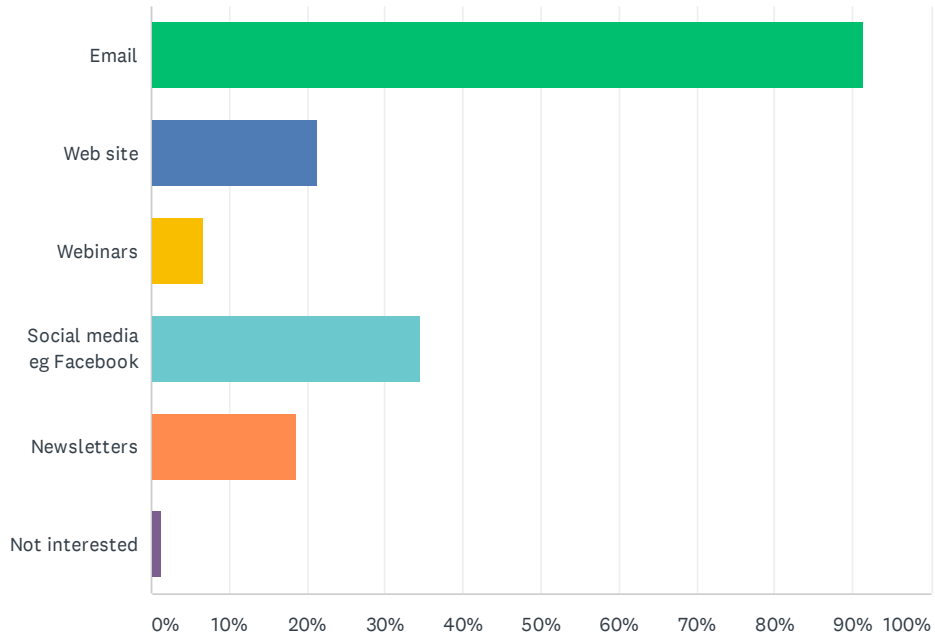
Answered: 683 Skipped: 80



ANSWER CHOICES	RESPONSES	
An Equestrian Australia accredited Coach	70.72%	483
A non Equestrian Australia accredited Coach	14.20%	97
Don't know	15.08%	103
<b>TOTAL</b>		<b>683</b>

### Q31 How do you want to receive/view communications/news?

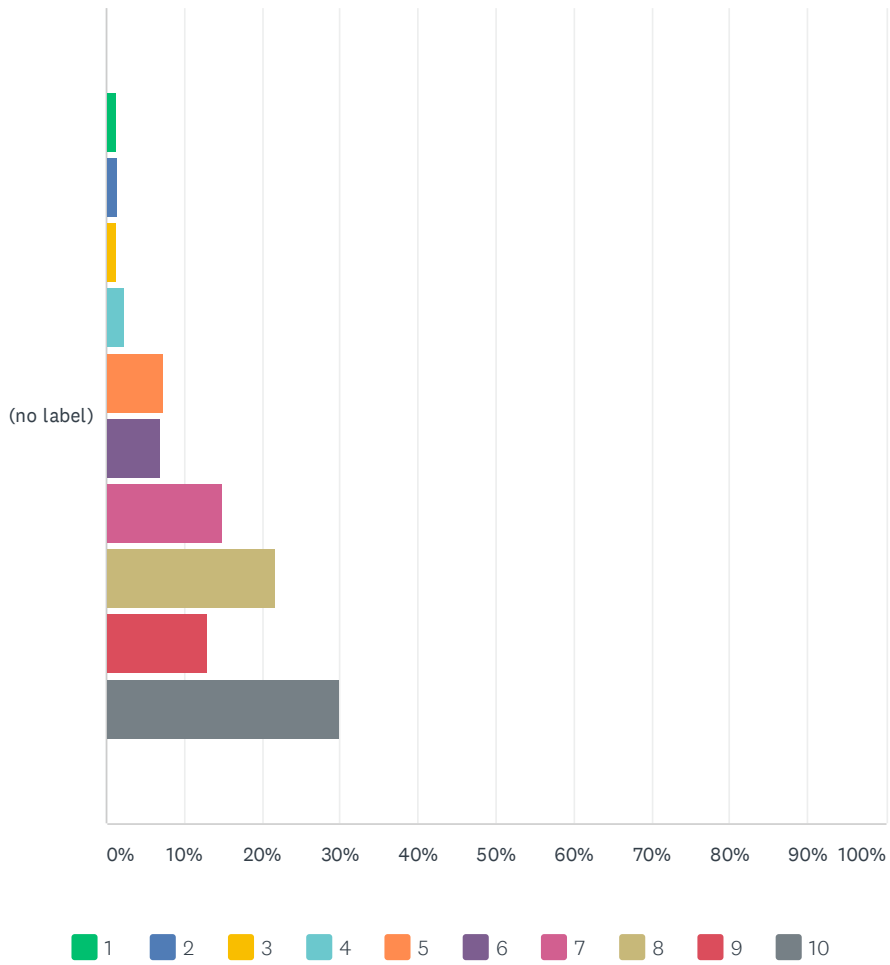
Answered: 761 Skipped: 2



ANSWER CHOICES	RESPONSES	
Email	91.46%	696
Web site	21.42%	163
Webinars	6.70%	51
Social media eg Facebook	34.56%	263
Newsletters	18.53%	141
Not interested	1.18%	9
Total Respondents: 761		

### Q32 How likely are you to recommend Equestrian NSW to a friend or colleague, with 1 being not at all likely and 10 being extremely likely?

Answered: 758 Skipped: 5



	1	2	3	4	5	6	7	8	9	10	TOTAL	WEIGHTED AVERAGE
(no label)	1.19%	1.45%	1.32%	2.37%	7.26%	6.99%	14.78%	21.77%	12.93%	29.95%	758	5.72
	9	11	10	18	55	53	112	165	98	227		

**Q33 Do you have any other comments or feedback you would like to give ENSW? Would you like us to give you a call to discuss?**

Answered: 386 Skipped: 377

Q34 To go into the draw for one of three \$300 ENSW vouchers, please enter your name, ENSW membership number (eg 2123456), emails address and phone number.

Answered: 591 Skipped: 172

ANSWER CHOICES	RESPONSES	
Name	98.98%	585
ENSW Membership Number	93.40%	552
Email Address	97.97%	579
Phone Number	94.42%	558